District 18 L

As of May 2026 Cumulative

Year	New Clubs	Dropped Clubs	Gain/ Loss Clubs	New Members	Charter Members	Reinstate Members	Transfer Members	Total Member Added	Total Members Dropped	Gain/ Loss Members
2021-2022	0	2	-2	175	2	32	5	214	176	38
2022-2023	1	0	1	114	24	4	5	147	145	2
2023-2024	1	0	1	102	23	2	5	132	151	-19
2024-2025	0	7	-7	125	0	2	29	156	237	-81
2025-2026	0	3	-3	105	0	10	12	127	138	-11
Average	**0**	**2**	**-2**	**124**	**10**	**10**	**11**	**155**	**169**	**-14**

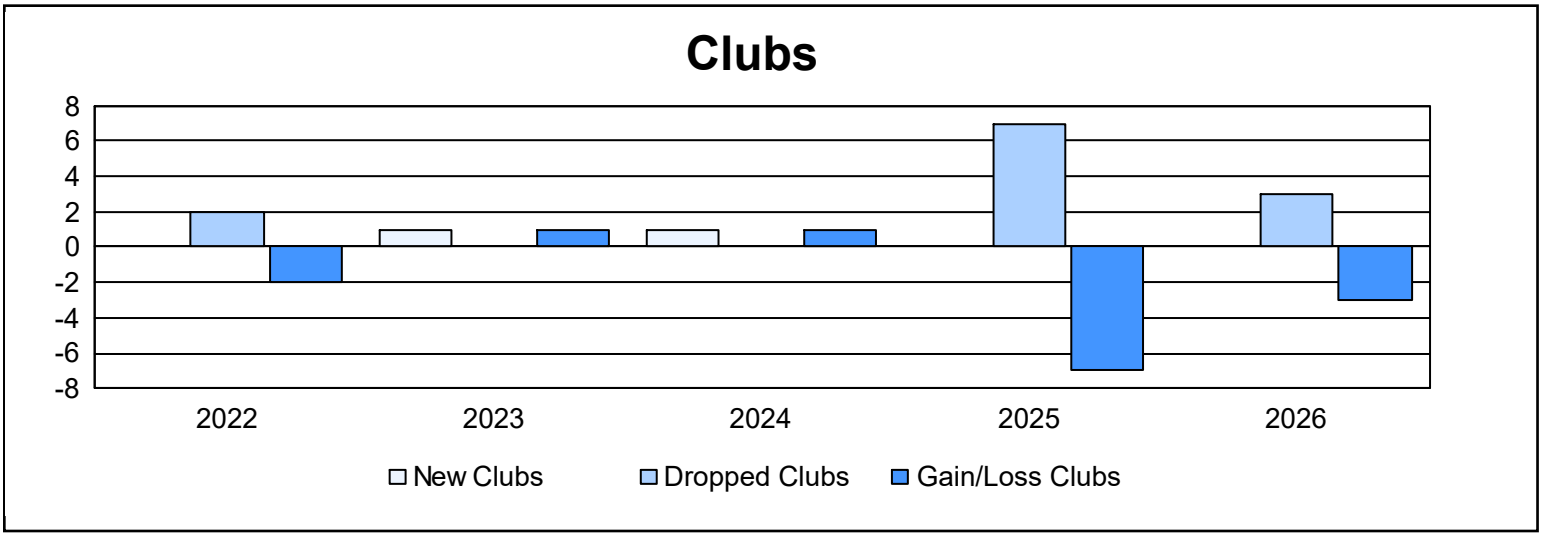

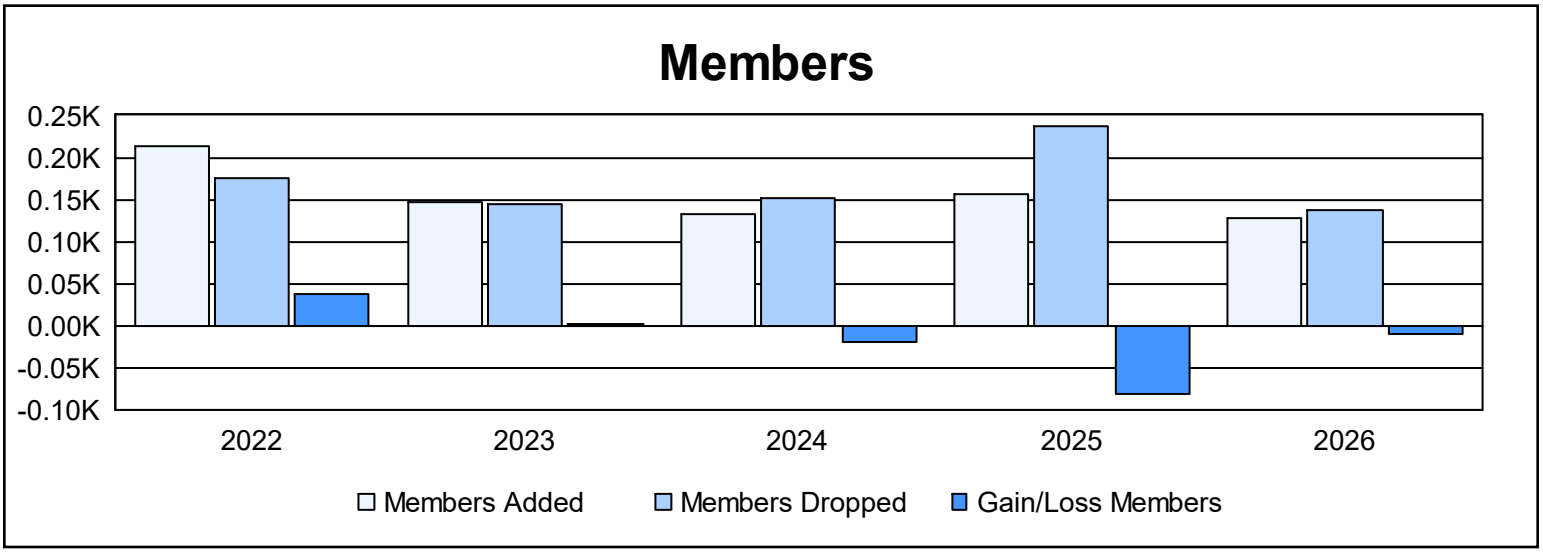

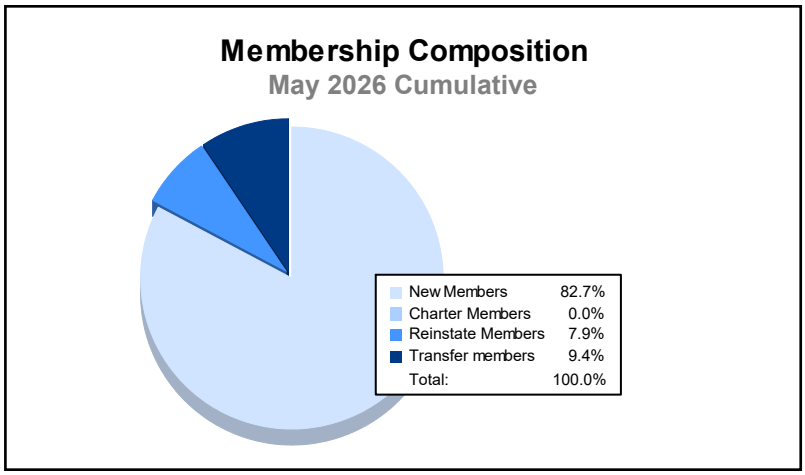
Membership Composition
May 2026 Cumulative
New Members 82.7%
Charter Members 0.0%
Reinstate Members 7.9%
Transfer members 9.4%
Total: 100.0%

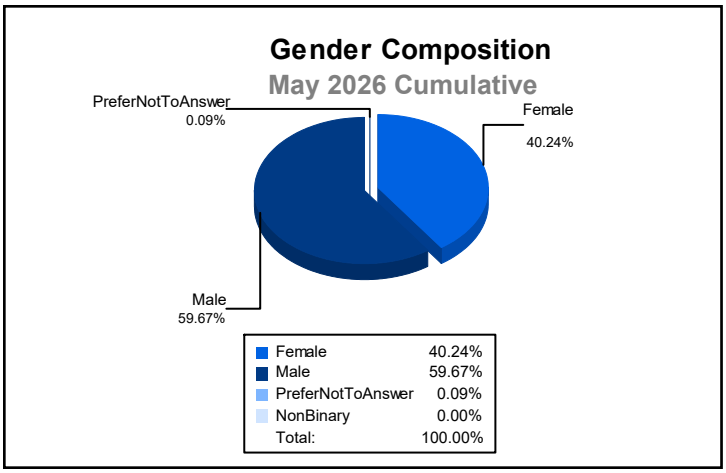
Gender Composition
May 2026 Cumulative
PreferNotToAnswer
0.09%
Female
40.24%
Male
59.67%
Female 40.24%
Male 59.67%
PreferNotToAnswer 0.09%
NonBinary 0.00%
Total: 100.00%